

Chrysler Pacifica or Voyager Quiet Ride® FC

CONVERSION: **QUIET RIDE**

CUT: **FULL**

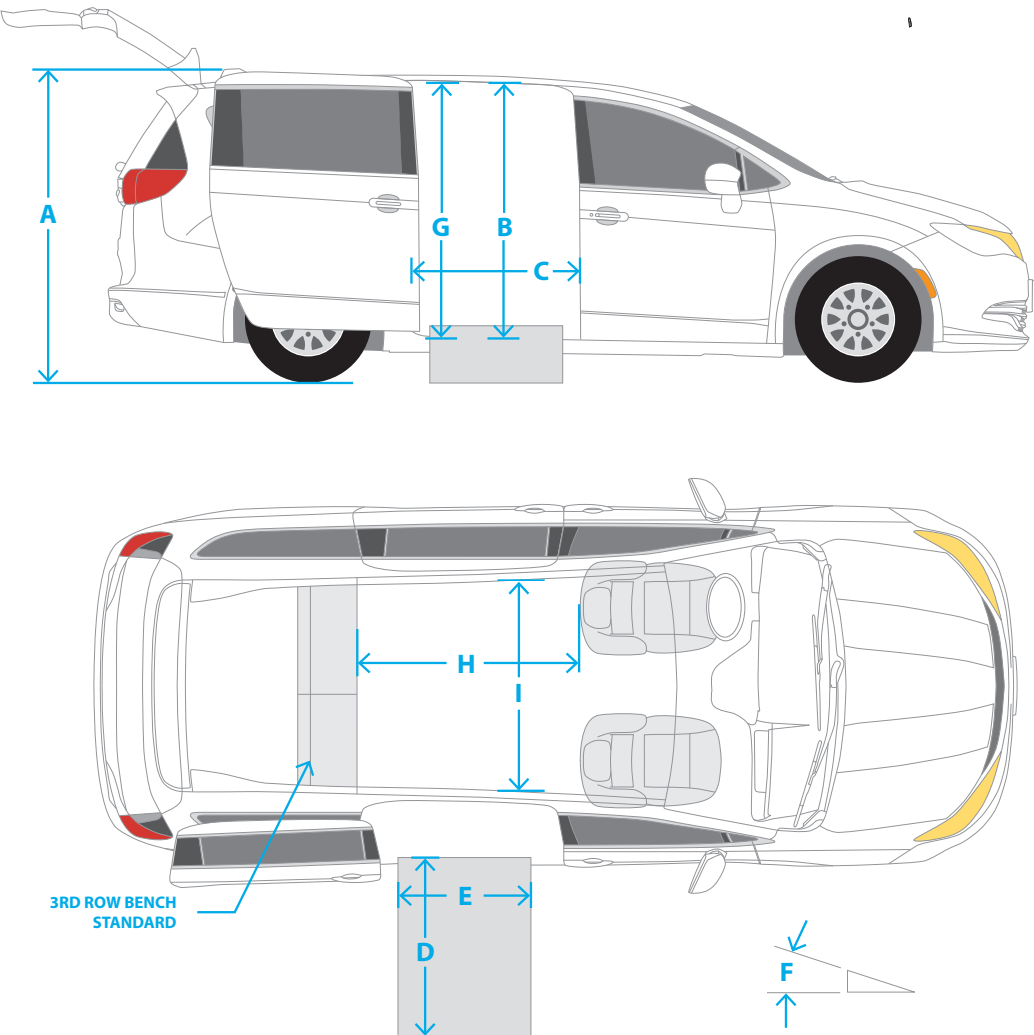
ENTRY: **SIDE**

RAMP DEPLOYMENT: **POWER**



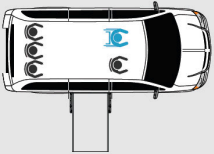
Dimensions & Specifications

DIMENSIONS	
A Overall Van Height w/Stowed Luggage Rack	78"
Door Opening	
B Usable Height	56"
C Usable Width	31.5"
Interior Information	
G Height at Center of Van	60"
H Lowered Floor Length (flat area)	89"
I Lowered Floor Width	59"
Removable Front Row Seats	Yes
Ramp Information	
Fold-Out / In-Floor	Fold-out
Power / Manual	Power
Weight Capacity	800 lbs.
Full / Half Cut	Full
D Length	54"
E Width	29.5"
F Angle	10°
Kneeling System	Yes

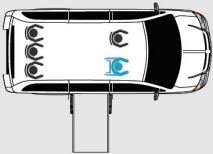


CHOOSE THE VIEW THAT'S RIGHT FOR YOU

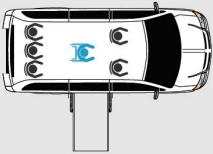
Wheelchair passengers can enjoy a front-row passenger view, ride in the spacious second-row or drive the van themselves.



Driver



Passenger
Front



Passenger
Center



DRIVERGE
VEHICLE INNOVATIONS

855.337.9543
www.driverge.com

07/2024